




Galvalume




Black



Charcoal



Classic Gray



Brilliant



Hunter



Crimson



Rustic



Burgundy



Gallery



Light Stone




Taupe




Tan



Burnished Slate




Brown



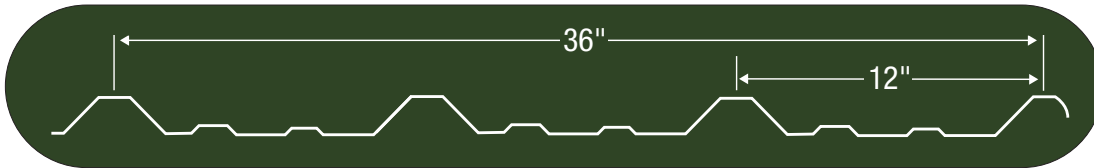
Copper Metallic

CMT COMPONENTS

8319 Ashridge Arnheim Rd. Sardinia, Ohio 45171
937-446-3400 ■ www.CMTComponents.com



R-Loc Plus Commercial Roof and Wall Panel



RECOMMENDED
1/2:12
PITCH
AND ABOVE

26
GAUGE

36"
OVERALL
COVERAGE

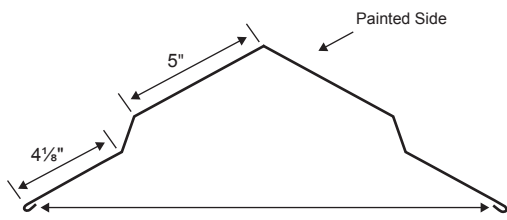
1 1/4"
MAXIMUM
RIB HEIGHT

SHERWIN-WILLIAMS.
Coil Coatings

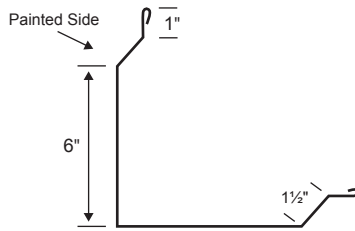
Sherwin-Williams® is a trademark of SWIMC LLC.

Actual colors may vary from colors shown.

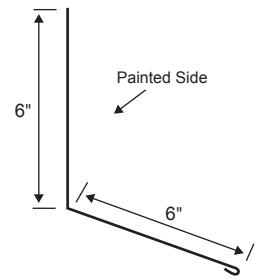
Commercial Trims



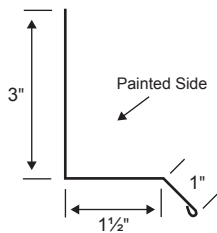
16" Ridge Cap



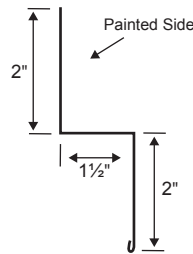
Corner



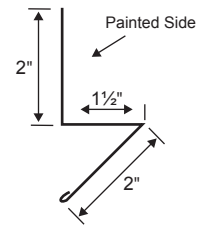
Universal Endwall



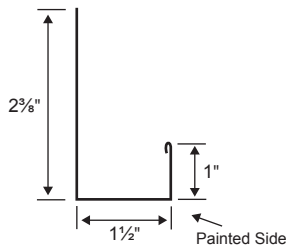
Drip Cap



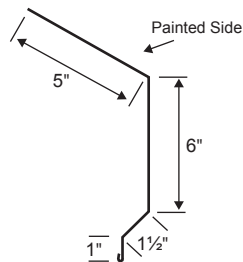
Z-Bar



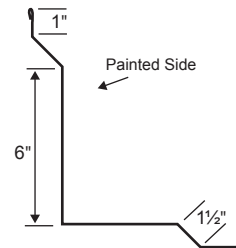
Rat Guard



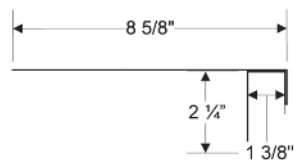
J Channel



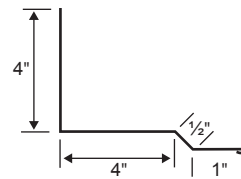
Drip Edge Fascia



Inside Corner



Overhead Door Trim



Universal Sidewall

R-Loc Plus Overlap/Fastener

